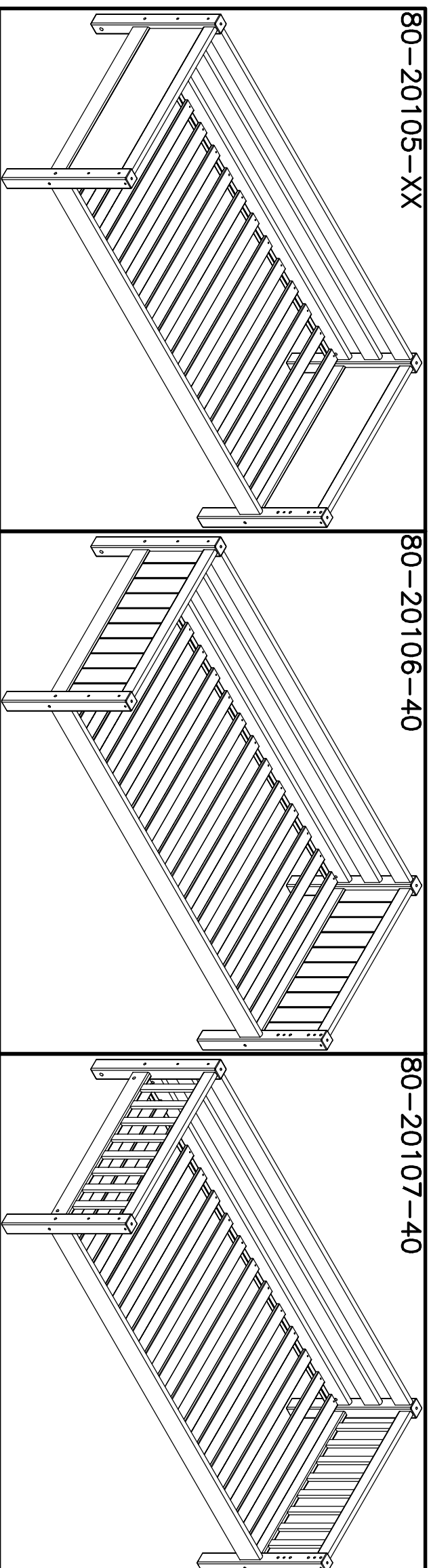


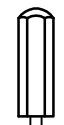
80-20601-40



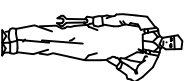
Before assembling this product, please ensure that all the components supplied comply with the list on this page. All Screw-type fittings can be tightened with this tool.



Avant de commencer l'assemblage, veuillez contrôler si tous les objets indiqués sont présents. Tous les vis peuvent être serrés par cet outil.



Bevor Sie mit dem Aufbau beginnen, kontrollieren Sie ob alle auf der Zeichnung angegebenen Teile vorhanden sind. Bitte verwenden Sie zur Montage einen Kreuzschraub-Ziher und den beiliegenden Innensechskantschlüssel.



Ware-nr.
Part no.
Réf No

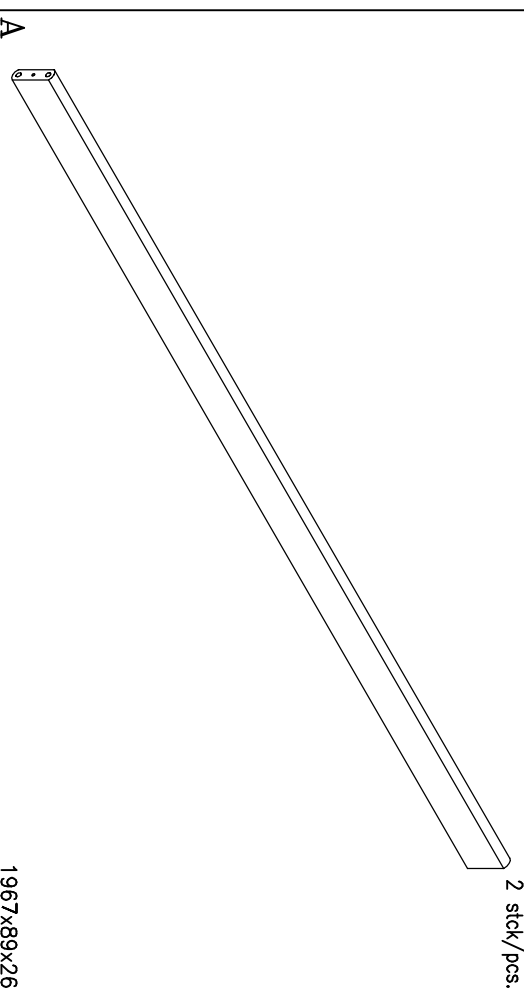
Stck.
Qty.
Qté.

Siehe Bild-nr.
See picture no.
Image no

Mass
Dim.
Dim.

12-02619676-40

2 stck./pcs.



3930-10050 8 stck./pcs. 3909-70100

4 stck./pcs.



Z2 ϕ 10x50 mm.



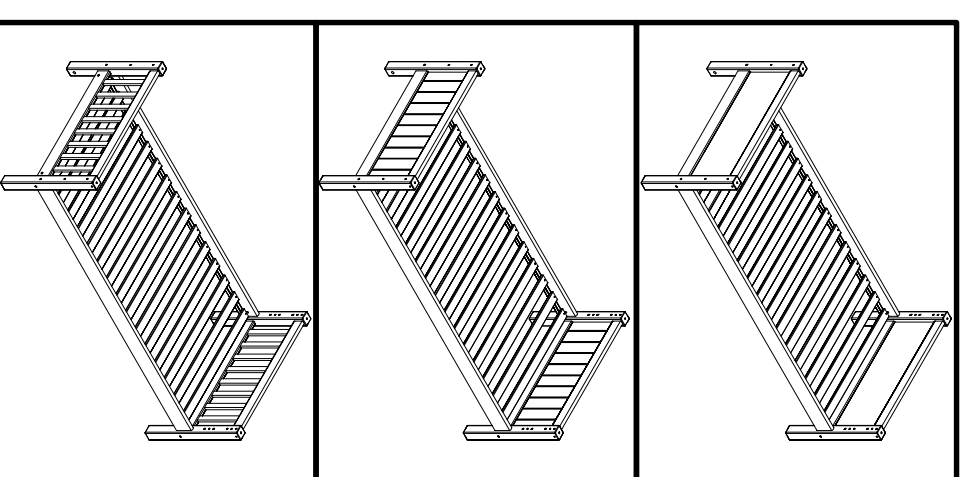
Z3 ϕ 7x100 mm.


See assembly instruction in box no. 80-20101-40

Voir notice de montage dans la caisse no. 80-20101-40

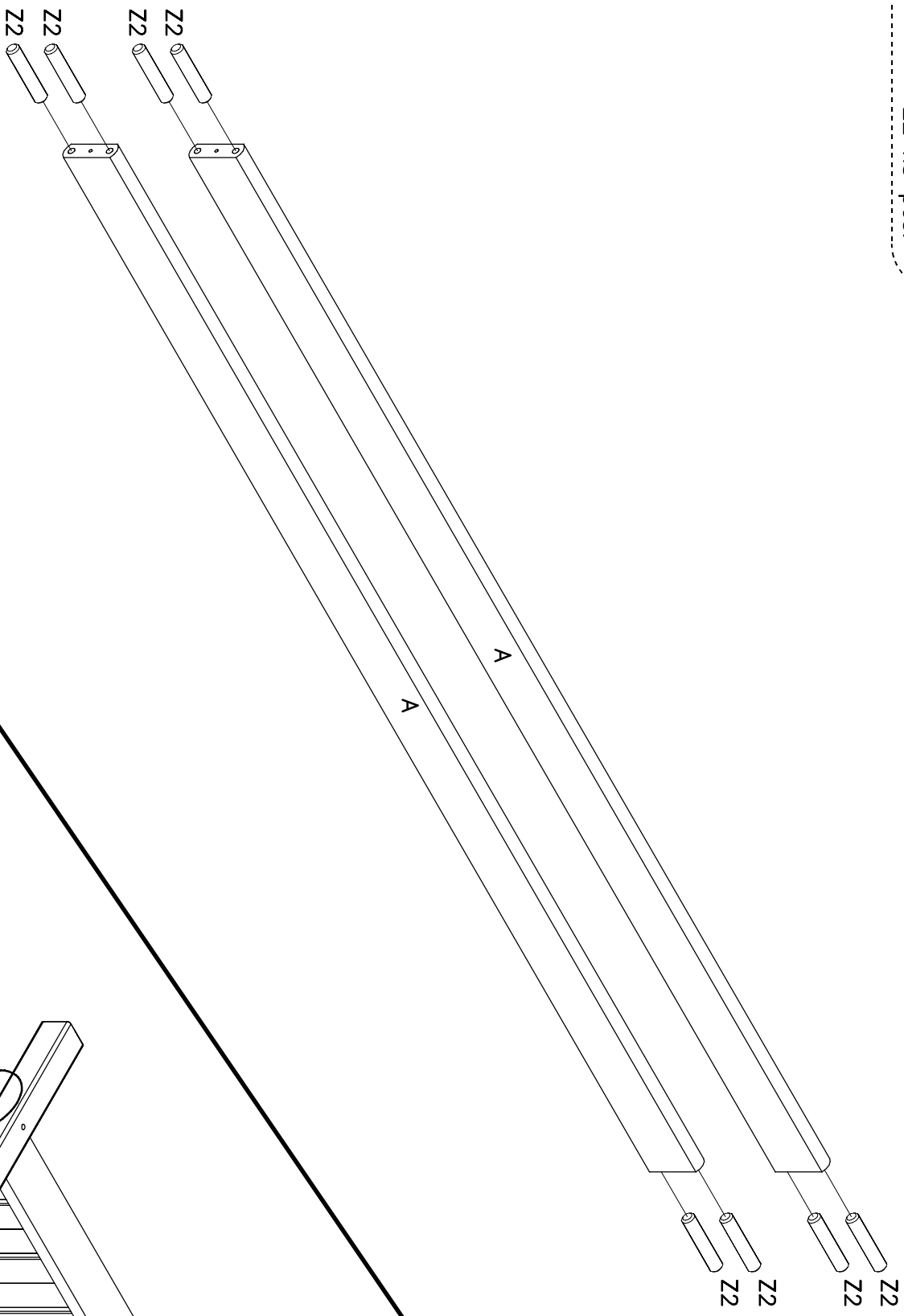
Siehe Aufbauanleitung im karton no. 80-20101-40

Zie voor de montage-instructie pakketnr. 80-20101-40

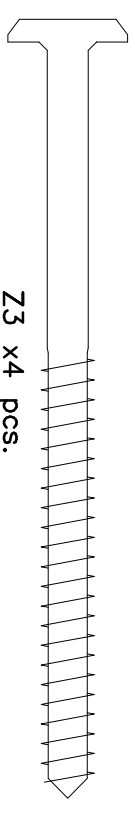




Z2 x8 pcs.



2



Z3 x4 pcs.

